

C N DA D A N
NC

AND H C H N V

31 D 2023
()

		2023 '000	2022 B'000
	2	1, 4,237	1,729,945
Class		(,321)	(851,693)
		4, 1	878,252
	3	30,502	27,692
		(5 3,283)	(503,879)
		(15 ,50)	(111,543)
		(2 ,384)	(24,320)
a		27 ,245	266,202
	4()	(2, 1)	(1,636)
a a	4	273,32	264,566
	5	(1,738)	(58,688)
a a a		<u>211,588</u>	<u>205,878</u>
A a .		201,218	191,840
		<u>10,370</u>	<u>14,038</u>
a a a		<u>211,588</u>	<u>205,878</u>

C N D A N N A N A N

31 D... 2023
(...)

		2023 '000	2022 B'000
N - a			
		18 , 72	87,782
		1,280	1,275
		75,1 5	75,165
D		34,371	36,130
		14, 8	4,679
		<u>315,48</u>	<u>205,031</u>
C a			
			4,996
		3 0,3 2	271,795
	7	120,2 7	89,459
		118,1 8	54,655
		10,513	
		8,074	1,600
C		537,0 3	350,818
		<u>1,154,507</u>	<u>773,323</u>
C a			
	8	2 0,107	239,673
C		225,303	176,450
		2 ,3 1	15,657
		28,381	23,274
G		1 , 38	38,091
		<u>5 0,120</u>	<u>493,145</u>
N a		<u>5 4,387</u>	<u>280,178</u>
a a a		<u>0 ,873</u>	<u>485,209</u>
N - a			
D		111,287	11,264
		1, 5	1,935
		<u>112, 4</u>	<u>13,199</u>
N A		<u>7 , 27</u>	<u>472,010</u>

CONDADA NANCIA

(COND)

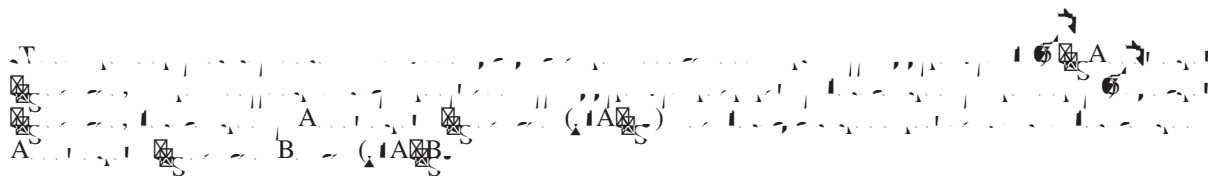
31 D... 2023
(...)

		2023 '000	2022 B'000
CA A AND V	9(.)	3,100	86,700
		<u>7,571</u>	<u>367,696</u>
a a a a		7,71	454,396
N -		<u>27,25</u>	<u>17,614</u>
A U		<u><u>7,27</u></u>	<u><u>472,010</u></u>

N
(/ , - - - - -)

1 a a a

(a) a a



()

Handwritten text, mostly illegible due to blurring and bleed-through.

D... ..

D... ..

... ..

D... ..

... ..

()

Handwritten text, mostly illegible.

Handwritten text, mostly illegible.

30 0E053540... 3 0 -1.2, 10 0 10, T(-

	D, 2022 B'000	D, 2022 B'000	D, 2022 B'000	D, 2022 B'000	D, 2022 B'000	D, 2022 B'000
(i) <i>...</i>	<u>695,265</u>	<u>314,466</u>	<u>477,525</u>	<u>227,071</u>	<u>15,618</u>	<u>1,729,945</u>
(ii) <i>...</i>	<u>305,495</u>	<u>212,193</u>	<u>236,975</u>	<u>116,920</u>	<u>6,669</u>	<u>878,252</u>

	2023 '000	2022 B'000
(i) <i>...</i>	4, 1	878,252
(ii) <i>...</i>	30,502	27,692
(iii) <i>...</i>	(5 3,283)	(503,879)
(iv) <i>...</i>	(15 ,50)	(111,543)
(v) <i>...</i>	(2 ,384)	(24,320)
(vi) <i>...</i>	(2, 1)	(1,636)
Compensation expense	<u>273,32</u>	<u>264,566</u>

(iii) *...*

The total expense is recorded in Compensation expense in the consolidated statement of profit or loss. Compensation expense is also recorded in the consolidated statement of profit or loss.

3

	2023 '000	2022 B'000
(i) <i>...</i>	1, 37	1,455
(ii) <i>...</i>		380
(iii) <i>...</i>	3,3 0	1,950
(iv) <i>...</i>	27,243	24,553
(v) <i>...</i>	18	(60)
(vi) <i>...</i>	(1, 8)	
(vii) <i>...</i>	(58)	(586)
Compensation expense	<u>30,502</u>	<u>27,692</u>

(i) *...*

The total expense is recorded in Compensation expense in the consolidated statement of profit or loss. Compensation expense is also recorded in the consolidated statement of profit or loss.

... ..

2023
'000

2022
B'000

(a) a

... ..
... ..

*

15

5

	a	a	a	a
(a)	a a	a a	a	a

2023
'000

2022
B'000

6 a 66 a a (66)

7 6 6 6 6 6

a a

(a) a a a

... C B197,485,000 (2022: B188,207,000)
427,178,000 (2022: 425,290,000)
2023 9(.) (S S))

	2023 '000	↕ 2022 B'000
Trade receivables	83,288	62,834
Due from related parties	13,735	9,282
Accounts receivable	1,800	1,900
Accounts payable	1,033	13,956
Other receivables	1,811	1,487
	<u>120,277</u>	<u>89,459</u>

As at 31 December 2023, the carrying amount of trade receivables is B10,660,000 (2022: B5,769,000). The carrying amount of trade receivables is measured at amortized cost less expected credit losses.

A a a

Accounts receivable are measured at amortized cost less expected credit losses (ECLs). ECLs are measured on an individual basis for significant receivables and on a collective basis for other receivables.

	2023 '000	↕ 2022 B'000
Goodwill	83,288	62,643
Intangible assets	191	191
	<u>83,288</u>	<u>62,834</u>

Trade receivables are due within 30 to 90 days of the reporting date.

	2023 '000	↕ 2022 B'000
Trade receivables	2,525	64,087
Due from related parties	31,811	22,035
Accounts receivable	0,811	53,210
Accounts payable	7,200	7,200
Other receivables	38,182	25,442
Trade receivables	1,364	171,974
Due from related parties	12,834	18,222
Accounts receivable	15	478
Accounts payable	53,155	48,999
Other receivables	2,0107	239,673

Accounts receivable are measured at amortized cost less expected credit losses (ECLs). ECLs are measured on an individual basis for significant receivables and on a collective basis for other receivables.

A. *...* (*...*)

	2023 '000	2022 B'000
3	1,183	63,301
3	74	204
6	10	13
9	244	-
1	18	569
	<u>2,525</u>	<u>64,087</u>

Ca a a

(a) *D*

(i) *D* *...* *C* *...*

	2023 '000	2022 B'000
<i>...</i> B21.5		
(2022: <i>...</i> B184.5)		
<i>...</i> B36.9		
<i>...</i>	<u>100,083</u>	<u>160,000</u>

...

(ii) *D* *...* *C* *...*

	2023 '000	2022 B'000
<i>...</i> B184.5		
<i>...</i> B36.9		
(2022: <i>...</i> B92.3)		
<i>...</i> B18.5		
<i>...</i>	<u>10,000</u>	<u>80,000</u>

() a a a

N .	2023		2022	
	a ('000)	'000	('000)	B '000
A. 1	8,700	8,700	86,700	86,700
☒ A. 1 ()	34,800			
☒ A. 1 ()	32,000	,400		
A. 31 D	<u>4 5,500</u>	<u>3,100</u>	<u>86,700</u>	<u>86,700</u>

() A. 25 2023, B1
 B0.2 A. 433,500,000.

() 32,000,000 B0.2 \$9.7
 \$310,400,000 (B283,029,000). B269,241,000 (B13,788,000),
 B6,400,000 C. B262,841,000 C.

ANA N D N AND ANA

N v

Na a a a , a C

2023, 5.2% 2022, B126
2023, B4,714.95 7.2% 2022, 6.1%.

Aa - a a a a a a

A & C
B30.3 2017 B865.8 2022, CA 6.6%,
B1,173.9 2027, CA 6.3% 2022 2027.

ca A a ' N a a D a N

A 2022 (2022 年高
淨值人群價值觀及生活方式研究報告) (胡潤百富),
B
C B
B43.0 2022 B92.1 2027,
CA 16.5%. B
B
B B +
+ B

1. a a a

Amorphous Carbon (益普索)

2. **Ca a a**

1. 2023, **B**

() - **Ca**

A D 31, 2023, 27
18
D 31, 2023, 15
D. 2023, 56.2%
B1,104.0 17.7% 2022.

T


2023

() C a

2023, 43.8% 2022. A D 31, 2023, 96 229 647 B860.2 8.6%

	2021	2022	2023
D	89	89	47
	544	615	47
a	633	704	743

2023, B D A A A B B B 2021-2022 (2021-2022 年度燕窩行業白皮書) B C A (CA A- B C) (全國城市農貿中心聯合會燕窩市場專業委員會), B C



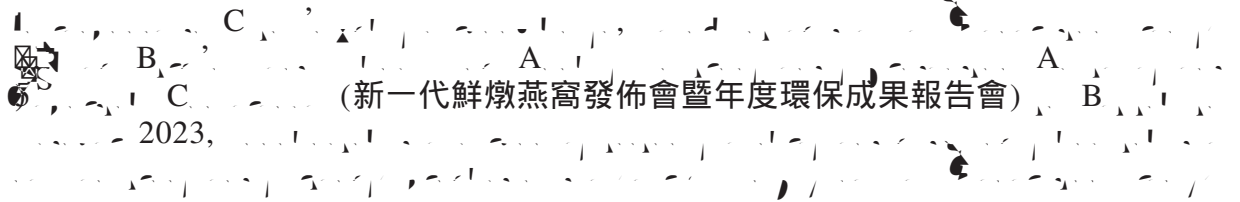
3. a & D

C. ... B ... B + ... + B ...

() N

2023, B1,794.2 9.53% 2022 91.34% 2023, 11-

- B
-
- 17%;
-



2023, (燕之屋 - 燕寶詩) B 746 B B17.3 2023, B B142.0 94.2% 2022. 7.2% B +

4. C a a a

B CAI B 557.1 A 2023, 23.4% 2022. CAI B C 2023. 2023, 2023, CAI

- B (碗燕),
 B (鮮燉燕窩), B
 9.5% B1,638.1
 D 31, 2022 B1,794.2
 D 31, 2023, B

- B + B B + B
 B + B 94.2% B73.1
 D 31, 2022 B142.0
 D 31, 2023, (1) B
 (2) B

- B18.7 D 31, 2022 B28.0 49.8%
 D 31, 2023, B

C a

13.8% B851.7 D 31,
 2022 B969.3 D 31, 2023,
 2023.

a a
 13.3% B878.3 D 31,
 2022 B994.9 D 31, 2023.
 D 31, 2023 50.7%, 50.8% D
 31, 2022.

a

()
 () 11.8%
 B503.9 D 31, 2022 B563.3
 D 31, 2023, (1)
 (2)
 C

B773.3 D 31, 2022
B1,154.5 D 31, 2023, (1)
; (2) 2023
2022; (3) ; (4)

B350.8 B D 31, 2022 B537.1 D 31, 2023. 53.1%
B. B.
B1.7 D 31,
2023.

Ca a

D 31, 2023 B24
B22.5 D 31, 2022.

Ca a

D 31, 2022 2023, B3.3 B33.9
(1)
(2)

C *a*

A. D. 31, 2023,

a a a a a a a

☒ D. 31, 2023,

a a a a a a a

☒ D. 31, 2023.

a

A. D. 31, 2023,

N a

A. D. 31, 2022 - 2023, B280.2 B594.4

a

A. D. 31, 2023 2022
(B.)

C

2,31 15,657

N

111,287 11,264

a

137,78 26,921

A. D. 31, 2023,

K a a a

Түркістан облысының әкімі А. А. А.

	А / D 2023	a 31, 2022
а а (1)	50.7%	50.8%
а а (2)	10.8%	11.9%
а а (3)	33.3%	49.9%
а а (4)	2.1	1.6
а а (5)	17.3%	5.7%

- (1) Түркістан облысының әкімі А. А. А. 100%.
- (2) Түркістан облысының әкімі А. А. А. 100%.
- (3) Түркістан облысының әкімі А. А. А. 100%.
- (4) Түркістан облысының әкімі А. А. А.
- (5) Түркістан облысының әкімі А. А. А. (Түркістан облысының әкімі А. А. А. 100%.)

H N A N



Түркістан облысының әкімі А. А. А. (Түркістан облысының әкімі А. А. А.)
 12, 2023. Түркістан облысының әкімі А. А. А. (Түркістан облысының әкімі А. А. А.)
 \$256.46

Түркістан облысының әкімі А. А. А. (Түркістан облысының әкімі А. А. А.)
 (Түркістан облысының әкімі А. А. А.)

31, 2023.

N	U		a	U	
	a	D		D	a
				31, 2023	31, 2023
				(D ₁ / D ₂)	
64.1	64.1				
		25.6			25.6
		64.1			64.1

T D C
T B A C
C B D
A C
D
A C
C
D 31, 2023.

a , a

c a '

☒ A a

T A C 3.21 3.22 C (A C)
C C T A C
B C

A A C
D C A A A
C A A C

T A C
T A C 31 D 2023
A C

☒ A

T
D 31, 2023
13.49(2) D 31, 2023
A A
C A

a

A D
D 9()

A C

A
A 21, 2024. A A
C ()
D (2) C

a D

T B D 31, 2023
B2.15 () 10 ()
B100,082,500 ()
C D 31, 2023).
C
2023
A
17,
2024.

A

a A

C 16, 2024 21, 2024,

A
C 17/ C 16

14, 2024. 4:30 ()
B B C

C 188, C D C
: +86 0592 5063275; : +86 0592 5209808.
a a

C 27, 2024 30, 2024,

T C 17/ C 16
4:30 () 24, 2024.

B B C 188,
D C C : +86 0592 5063275;
: +86 0592 5209808.

a A a A a A a

... () ... C, ... () ... 2023 ... () ... C, ... () ...

A a

... B, ... C, ...

D N N

... A ... 21, 2024 ... C, ...

... A, ... C, ... B, ...

... B, ... D, ... C, ...

... B, ... B, ...

... CA, ...

... CAI ... C, ... A ... (中國檢驗檢疫科學研究院)

... C, ... C, ... A, ... C1 ...

... C, ... B, ... C, ... (廈門燕之屋燕窩產業股份有限公司) (廈門燕之屋生物工程股份有限公司),

B +, ...

B ... (... B ... 1% ... 5%)

D, ...

... ..

... ..

... ..

... ..

C,

... ..

... .. (...) ... B0.2 ... C,

... ..

2024 C, 25, 2024, A, C, 7, 2024

... ..

... ..

D, ... \$.

... ..

... ..

... .. A, C

... ..

... .. A, (A,) B, (A,)

D, ...

D, ... 12, 2023, B,

... ..

... ..

B, ...

B,

C, ...

C, A, C3, D,

... ..

... .. C, A, T,

... ..

... .. C, 30, 2023,

... .. A, C,

... .. B,

6

▲

▲